



**APRIL 2018**

# Crime Analysis Report

PERIOD: 1<sup>st</sup> – 30<sup>th</sup> April 2018

## 1. MAJOR CRIMES

- Total of **137** incidents countrywide for the month of **April 2018**.
- **↑** 38% (38 incidents) compared to **April 2017**, and **↑** of 14% (17 incidents) compared to the previous month, **March 2018**.
- **43%** occurred in the Belize District
- **22%** occurred in the Stann Creek District

Chart A: Major Crimes Data for April 2018, by location

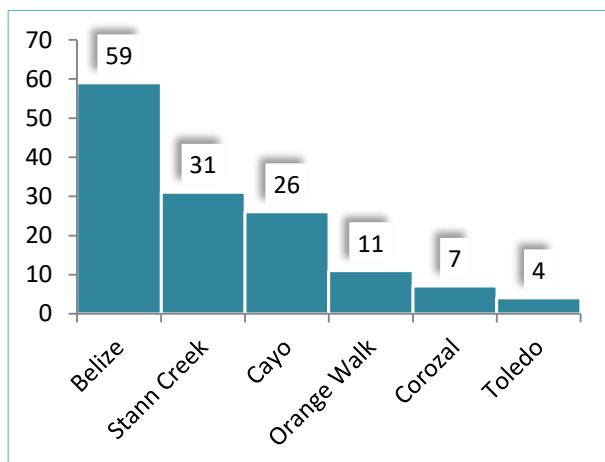
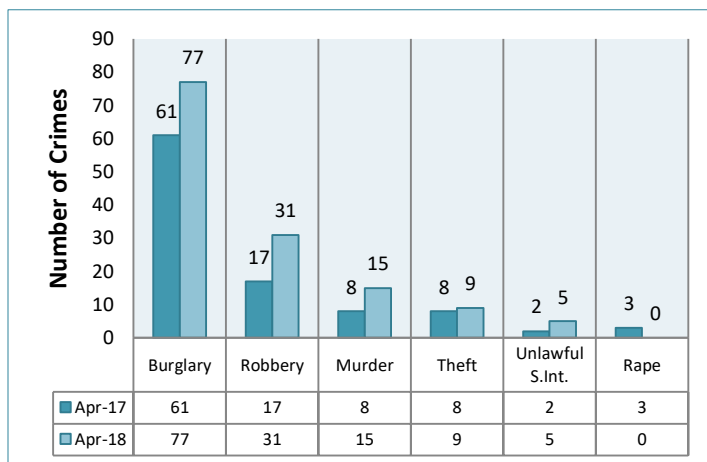



Chart B: Major Crimes Comparative Data for April 2017/2018

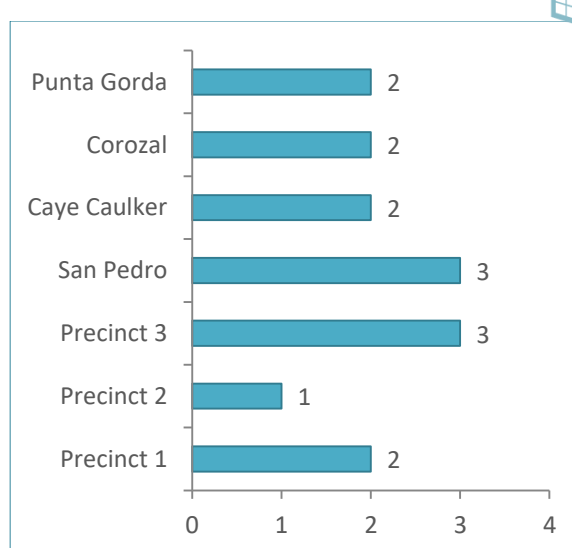


## Murder:



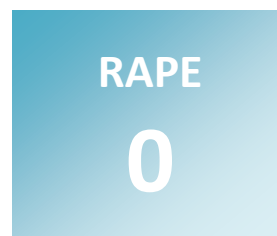
AS OF THE END OF JUNE 2018 THERE WERE **82** MURDERS REPORTED

Chart C: Murder Data by location for April 2018



## Sexual Offenses

Unlawful Sexual Intercourse April 2018



- Belize - 40%
- Corozal - 20%
- Cayo - 20%
- Stann Creek - 20%

## Property Crimes

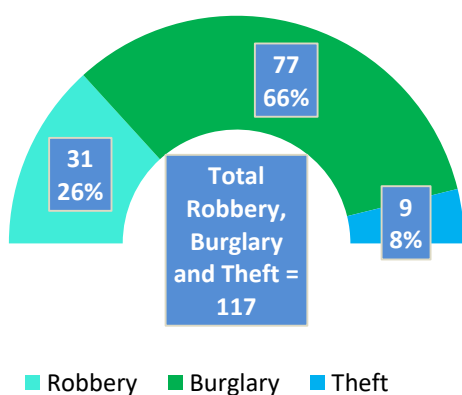
### Robbery/Burglary/Theft:

Of the **137** major crimes that occurred in April 2018, **Robbery, Burglary, and Theft contributed to 85% (117)** with robbery being **31/23%**, burglary **77/56%** and theft **9/7%** of incidents respectively.

**Belize District** has the highest total number of RBTs in the country: robbery - **11/8%**, burglary - **30/22%**, and theft **5/4%**.

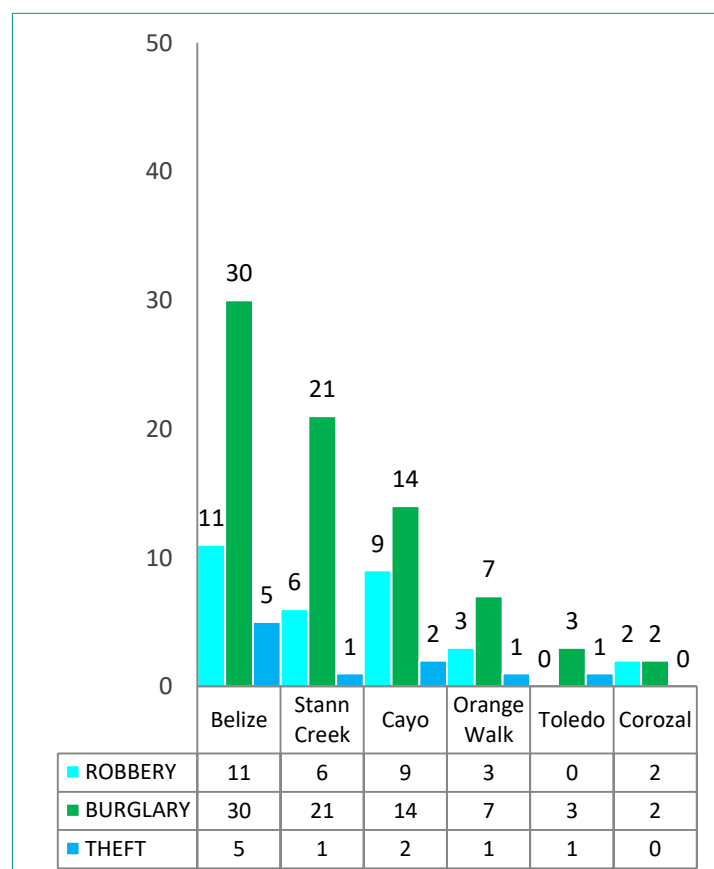
The **Stann Creek District** reported the **second highest number** of RBTs in the country for the month of April 2018, closely followed by the Cayo District.

Chart D: RBT Data by District for April



Major Theft (above \$5000.00)	Minor Theft (below \$5000.00)
9	58

Chart E: RBT Data by District



**NOTE:** Minor thefts are no longer included in the calculation of major crimes.

# Gangs

- Of the **fifty-nine (59)** major crimes reported in the Belize District during **April 2018**, **eighteen (18)** incidents were classified as gang-related (See disaggregation below).

