



JUNE 2018

Crime Analysis Report

PERIOD: 1st – 30th June 2018

1. MAJOR CRIMES

- Total of **97** incidents countrywide for the month of **June 2018**.
- **↓** 3% (3 incidents) compared to **June 2017**, and **↓** of 14% (16 incidents) compared to the previous month, **May 2018**.
- **40%** occurred in the Belize District.
- **19%** occurred in both the Stann Creek and Cayo Districts.

Chart A: Major Crimes Data for June 2018, by location

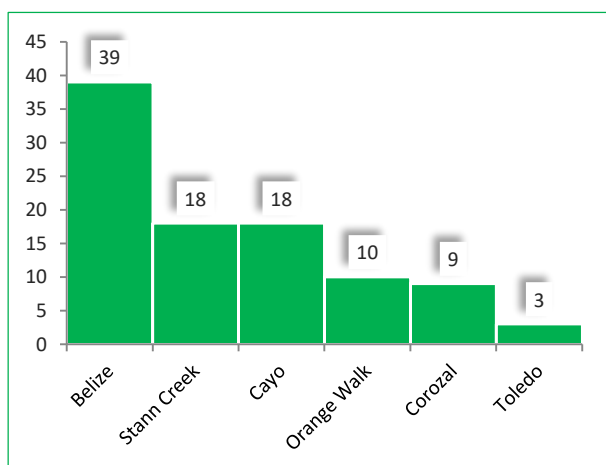
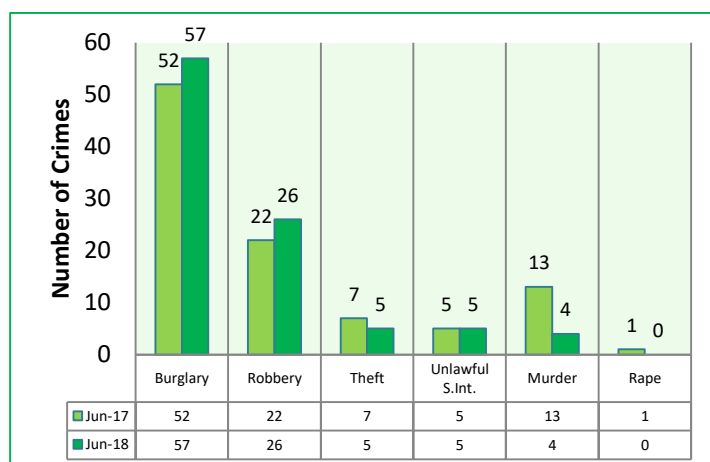
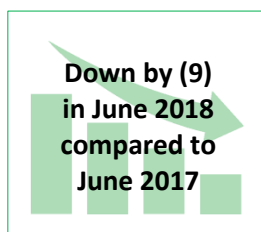


Chart B: Major Crimes Comparative Data for June 2017/2018

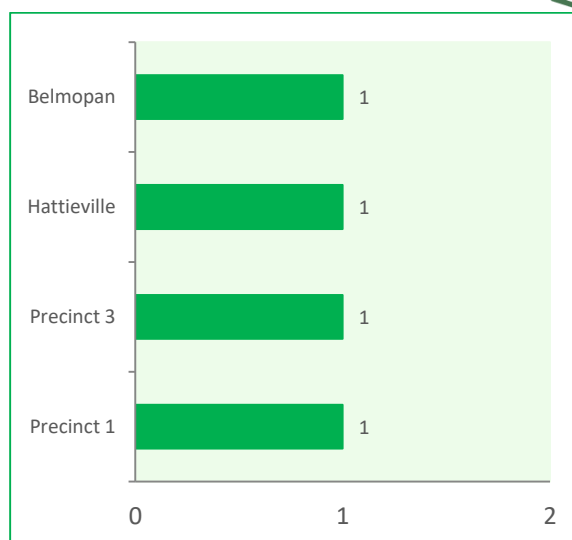


Murder:



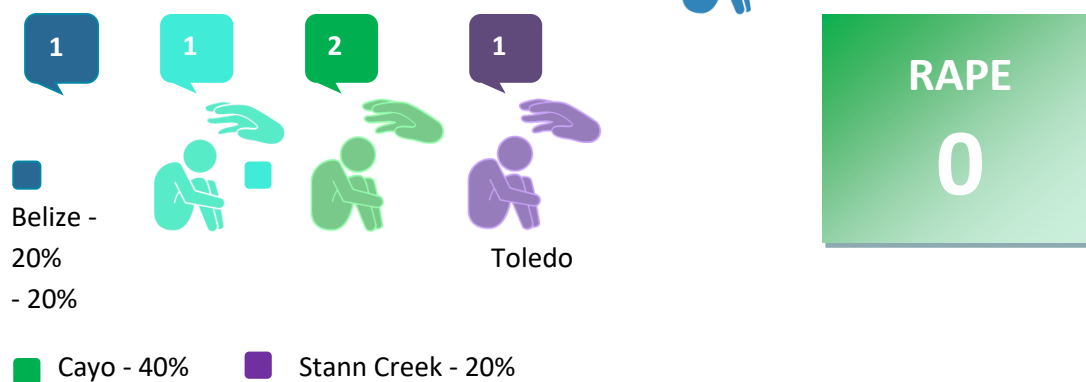
AS OF THE END OF JUNE 2018 THERE WERE 82 MURDERS REPORTED

Chart C: Murder Data by location for June 2018



Sexual Offenses

Unlawful Sexual Intercourse June 2018



Property Crimes

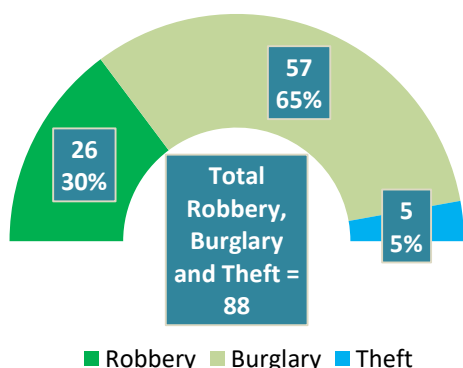
Robbery/Burglary/Theft:

Of the **97** major crimes that occurred in **June 2018**, **Robbery, Burglary, and Theft** contributed to **91% (88)** with robbery being **26/27%**, burglary **57/59%** and theft **5/5%** of incidents respectively.

Belize District has the highest total number of RBTs in the country: robbery - **16/16%**, burglary - **17/18%**, and theft **2/2%**.

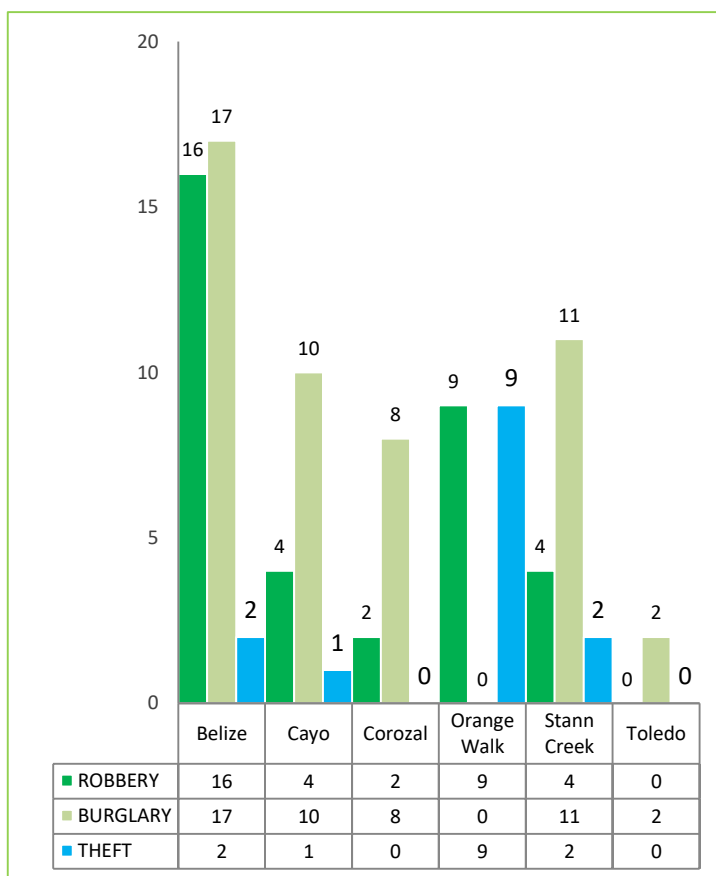
The **Stann Creek District** reported the **second highest number** of RBTs in the country for the month of **June 2018**, closely followed by the **Cayo District**.

Chart D: RBT Data by District



| Major Theft (above \$5000.00) | Minor Theft (below \$5000.00) |
|-------------------------------|-------------------------------|
| 5 | 43 |

Chart E: RBT Data by District



NOTE: Minor thefts are no longer included in the calculation of major crimes.

Gangs

- Of the **thirty-nine (39)** major crimes reported in the Belize District during **June 2018**, **eight (8)** incidents were classified as gang-related (See disaggregation below).

