

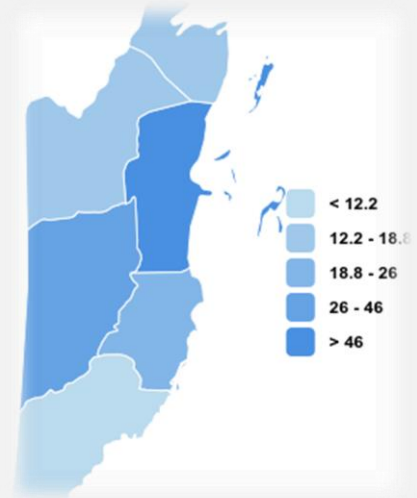
**July 2017**

# Crime Analysis Report

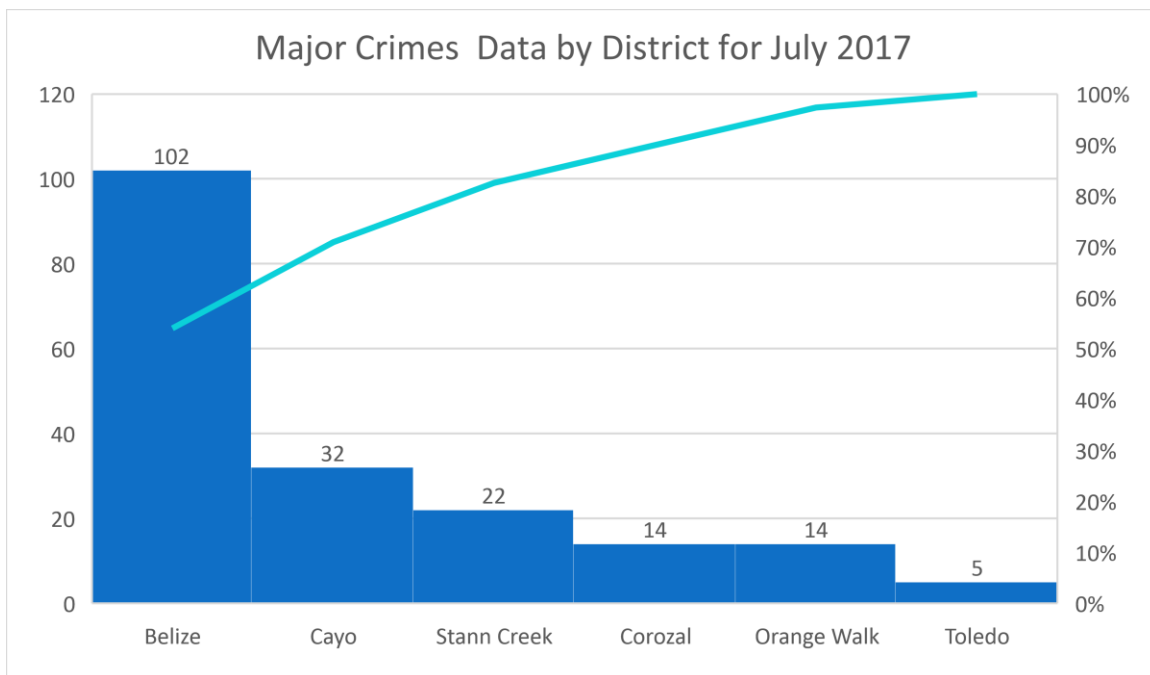
PERIOD: 1<sup>st</sup> – 31<sup>st</sup> July, 2017

## 1. Major Crimes:

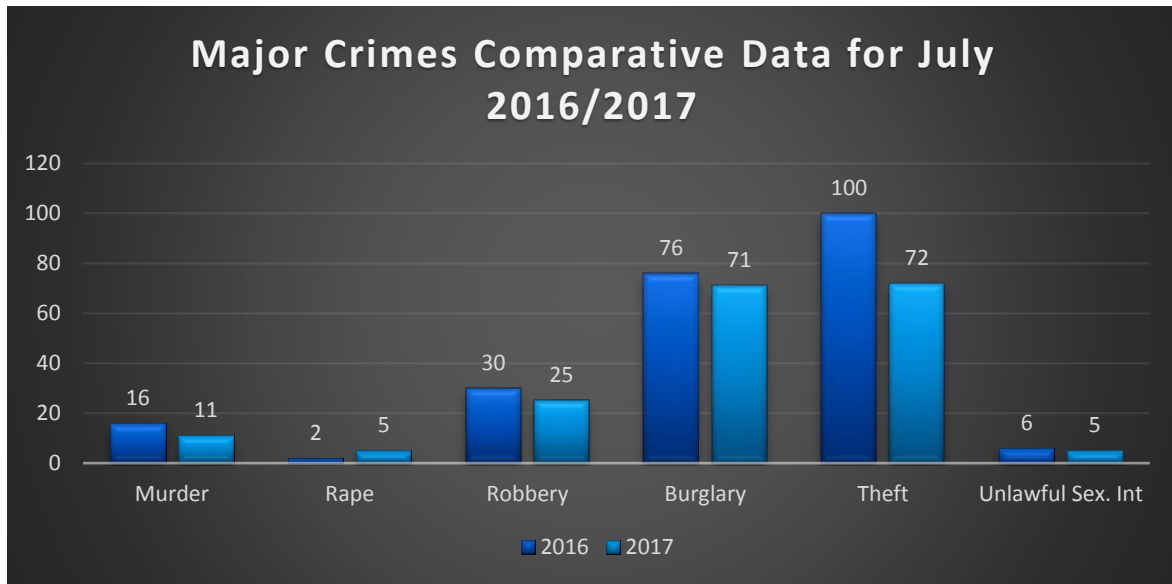
- Total **189** incidents countrywide for the month of July 2017.
- ↴ 18% (41 incidents) **decrease** compared to **July 2016**, and an **increase** of 27% (40 incidents) compared to the previous month, **June 2017**.
- **54%** Belize District
- **17%** Cayo District



**Chart A: Major Crimes Data for July 2017, by District**



**Chart B: Major Crimes Comparative Data for July 2016/2017**



**Murder:**

Down by (2)  
in July 2017  
compared to  
June 2017

Murder for  
July 2017  
**11**

Current  
Murder  
Total as of  
Aug 21<sup>st</sup> 2017  
**91**

Murder in  
2016 as of 21<sup>st</sup>  
Aug 2016  
**94**

**Sexual Offenses**

Unlawful Sexual Intercourse July 2017



**RAPE**  
**5**

■ Precinct 1 (40%) ■ Ladyville (20%) ■ San Ignacio (40%)

## Property Crimes

Chart C: Robbery/Burglary/Theft July 2017

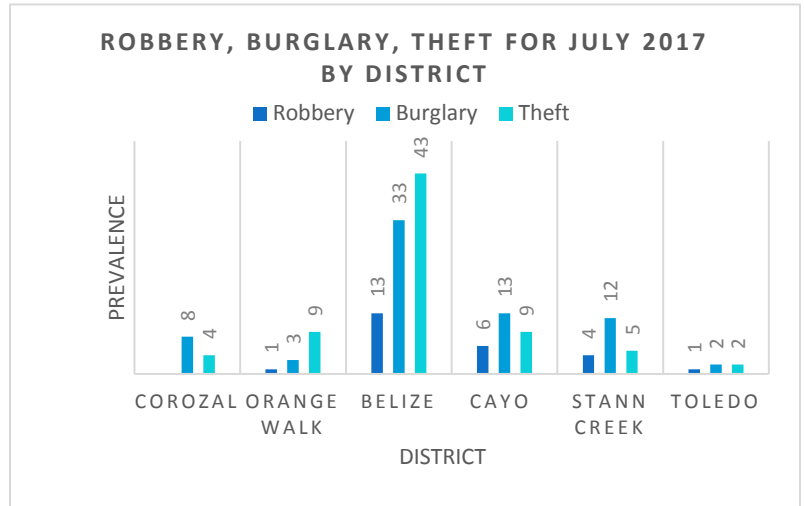
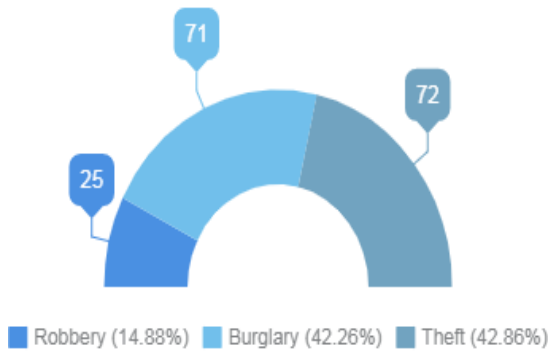
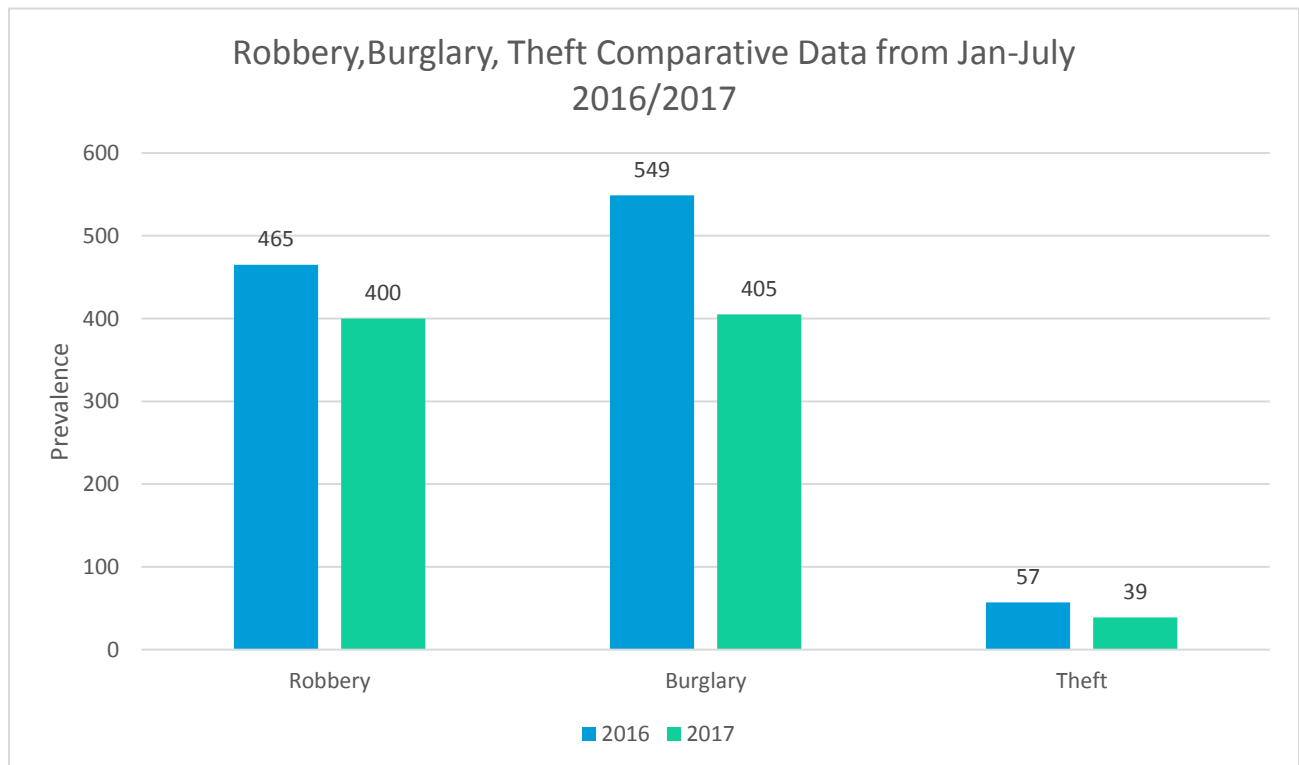


Chart D: RBT Comparative Data from Jan-July 2016/2017



## 2. Gangs

- **102** major crimes occurred in the Belize District in July 2017
- **8** incidents were classified as **gang-related** ([See disaggregation below](#))



**8**

The time frame of all incidents 6:00 p.m. to midnight.

SHOOTING

BURGLARY

MURDER

ROBBERY

THEFT

AGV.ASSAULT

Chart Area

